

Division of Building

CITY OF MIDDLEBURG HEIGHTS

15700 Bagley Road • Middleburg Heights, Ohio 44130 • 440/234-2218 • Fax 440/234-9092  
building@middleburgheights.com

Matthew J. Castelli  
Mayor

Norman H. Herwerden  
Building Commissioner



**REQUIREMENTS FOR CONSTRUCTION OF DECKS**

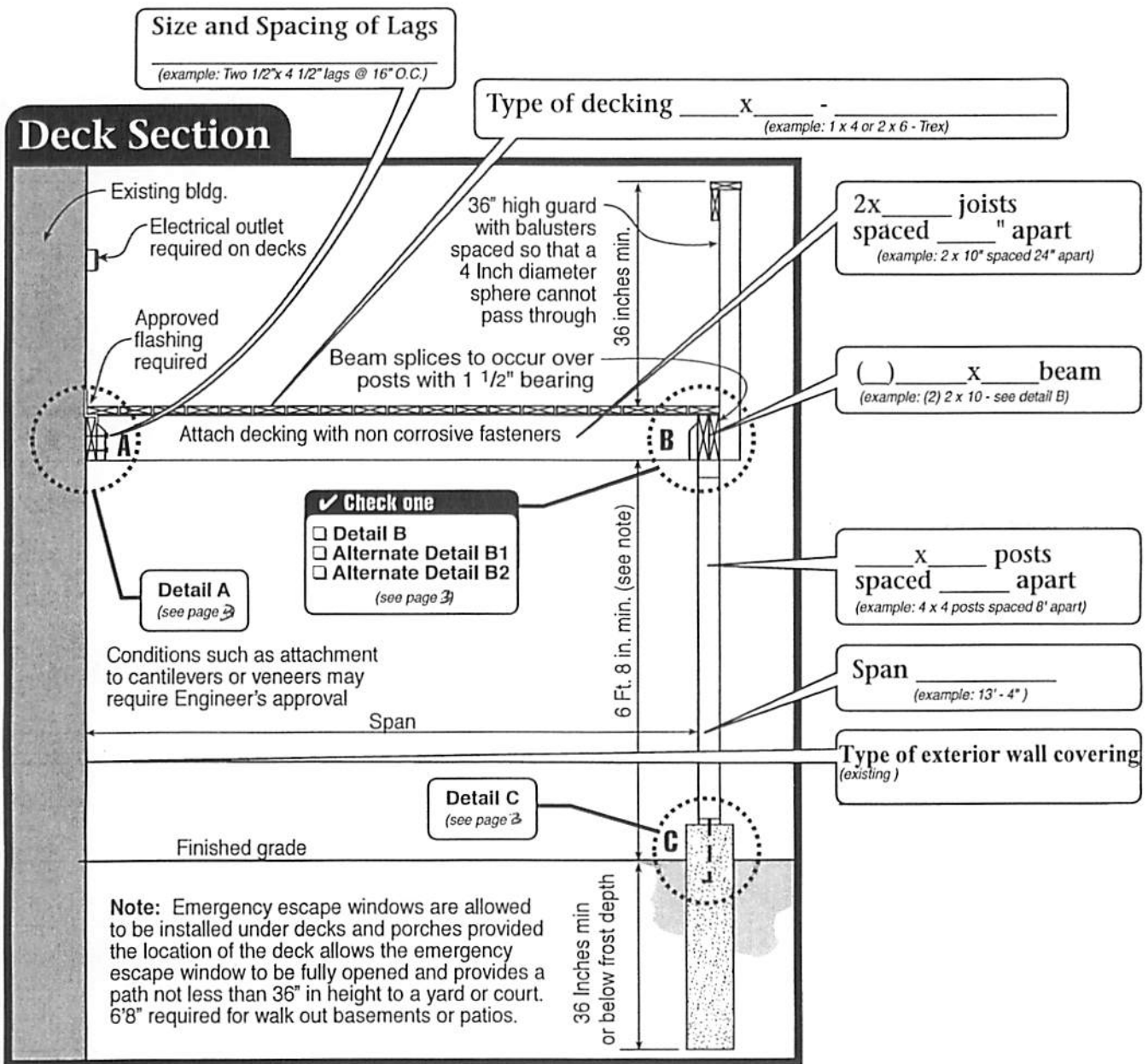
1. Before constructing a patio/deck, a building permit must first be obtained from the Middleburg Heights Building Department. At the time of application for the permit, a plot plan showing lot measurements, length and width of the existing house and the actual size of the deck, including steps, must be submitted. If applicable, show overhead power and phone lines.
2. The plot plan must also indicate the distance of the proposed patio/deck from the rear and side property lines. The location on the property must conform to Chapter 1133 of the Middleburg Heights Zoning Code. Specifically, the patio/deck must be at least twenty-five feet (25') from the rear lot line and eight feet (8') from the side property lines. Pool decks must be at least 10 feet (10') from side property line.
3. Drawings detailing the method of construction of the proposed patio/deck must also be submitted; use form on page 2.
4. Lumber to be used should be pressure treated or approved naturally durable lumber.
5. Fasteners must be approved for type of lumber used. Packaging must be on site.
6. Floor joists shall be of sufficient size to carry the live load above. For determining the correct sizes of floors, joists, etc., please refer to the attached charts, or consult with the lumber manufacturer specifications.
7. Patio/decks which are elevated thirty inches (30") or more above grade shall have railings installed around the perimeter of the deck. Railings are to extend thirty-six inches (36") above the deck flooring. Railings may be of 2" X 4" or 2" X 6" construction and shall be rigid and securely fastened to the house. Posts are to be 4"x4" through bolted to outside of rim joist or inset with 4" fully blocked framing and structural screws.
8. It is recommended that the space between the ground and patio/deck be enclosed to prevent the harborage and infestation of wildlife. The enclosure should extend below the surface of the ground approximately twelve inches (12") to prevent burrowing. The enclosure should be aesthetically compatible with the structure's design and should be made from certified ground contact treated lumber or other similar materials. The materials used as a weed barrier below the patio/deck should be described and indicated on the construction plans.
9. Please refer to the Deck Guide PDF Download (<https://awc.org/codes-standards/publications/DCA6>) for further details.

# Single Family Residential Uncovered Decks and Porches

## Directions

1. Fill in the blanks. Please print legibly.
2. Indicate in the check box which detail from page 3 will be used.

Address: \_\_\_\_\_

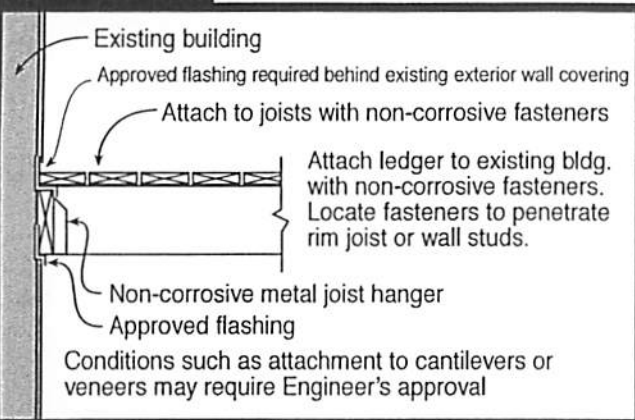


\_\_\_\_\_

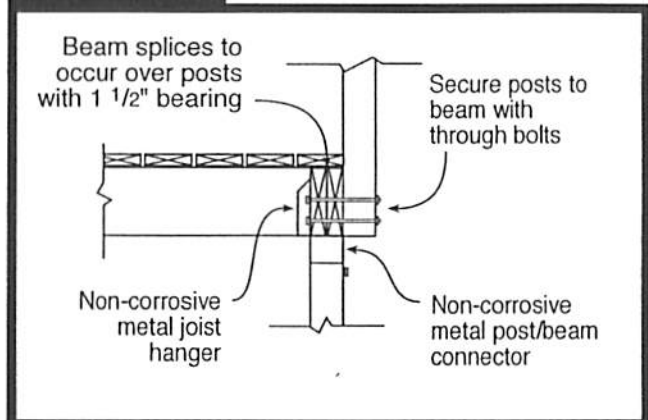
\_\_\_\_\_

# Single Family Residential Uncovered Decks and Porches

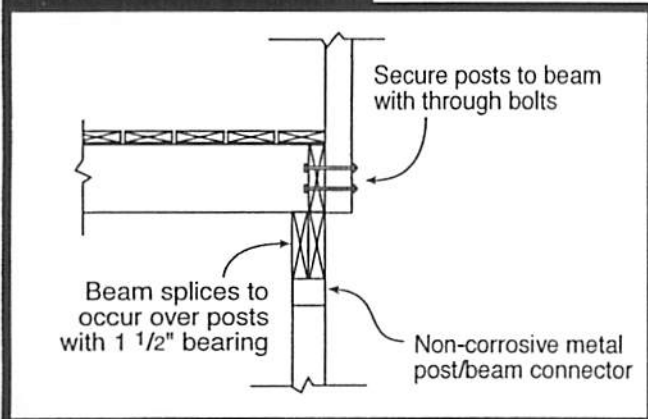
## Detail A



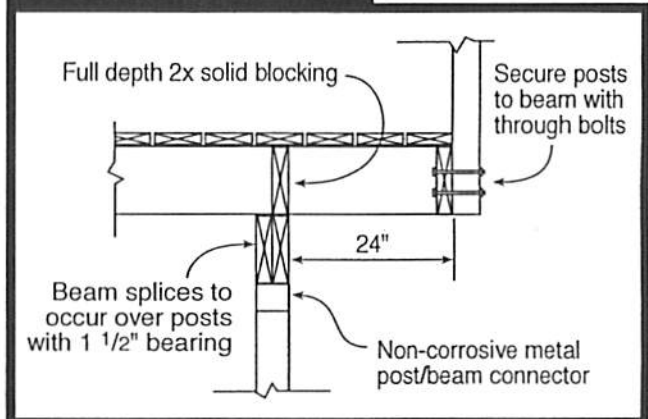
## Detail B



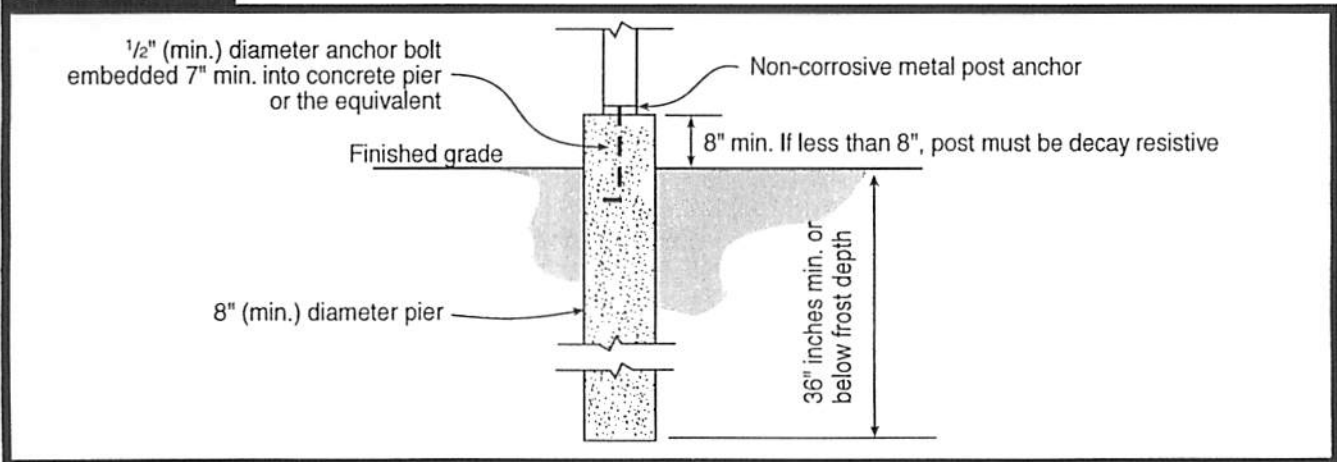
## Alternate Detail B1



## Alternate Detail B2

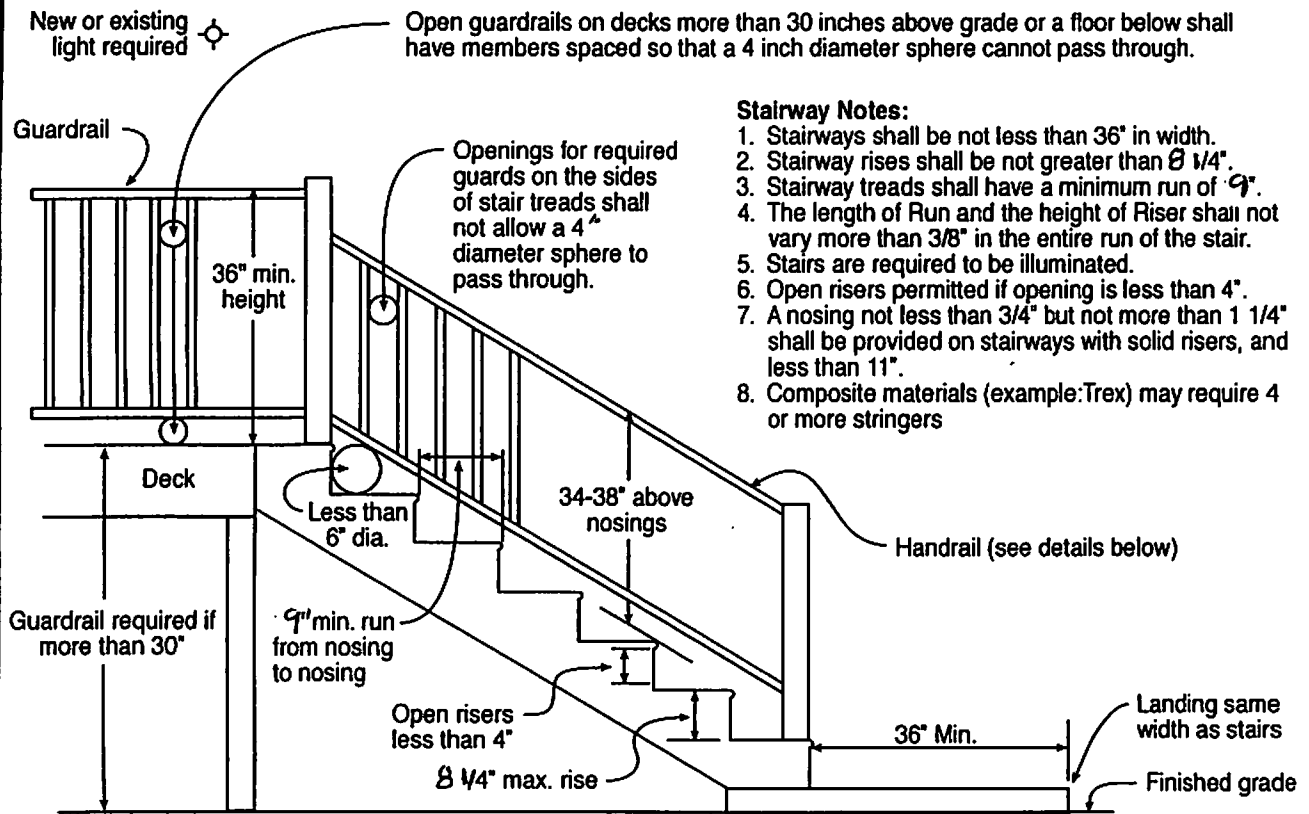


## Detail C



# Single Family Residential Uncovered Decks and Porches

## Stair & Handrail Specifications



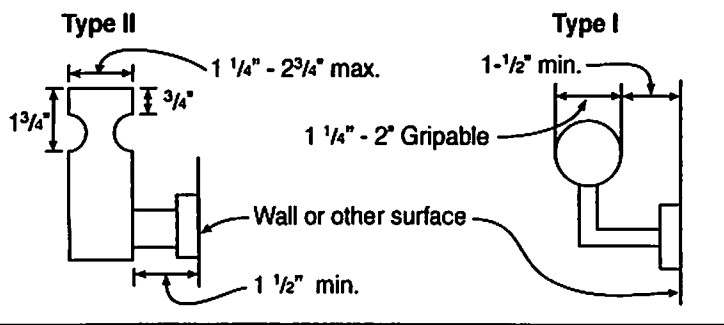
### Stairway Notes:

1. Stairways shall be not less than 36" in width.
2. Stairway rises shall be not greater than 8 1/4".
3. Stairway treads shall have a minimum run of 9".
4. The length of Run and the height of Riser shall not vary more than 3/8" in the entire run of the stair.
5. Stairs are required to be illuminated.
6. Open risers permitted if opening is less than 4".
7. A nosing not less than 3/4" but not more than 1 1/4" shall be provided on stairways with solid risers, and less than 11".
8. Composite materials (example:Trex) may require 4 or more stringers

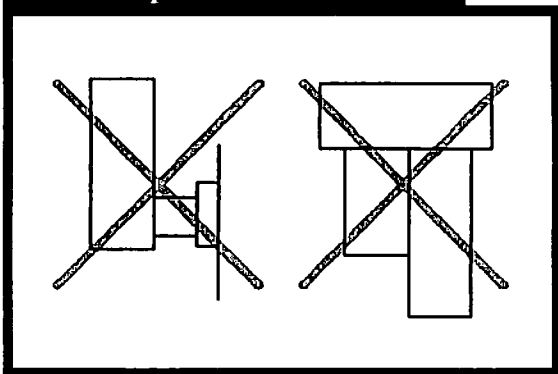
### Handrail Notes:

1. Handrails shall be continuous on at least one side of stairs with 4 or more risers.
2. Top of the handrails shall be placed not less than 34 inches nor more than 38 inches above stair nosings.
3. The handgrip portion of handrails shall be not less than 1-1/4 inches nor more than 2 1/4 inches in cross section for non circular handrails.
4. Handrails shall be placed not less than 1-1/2 inches from any wall or other surface.
5. Handrails to be returned to wall, post or safety terminal (per 311.7.8.2 IRC)

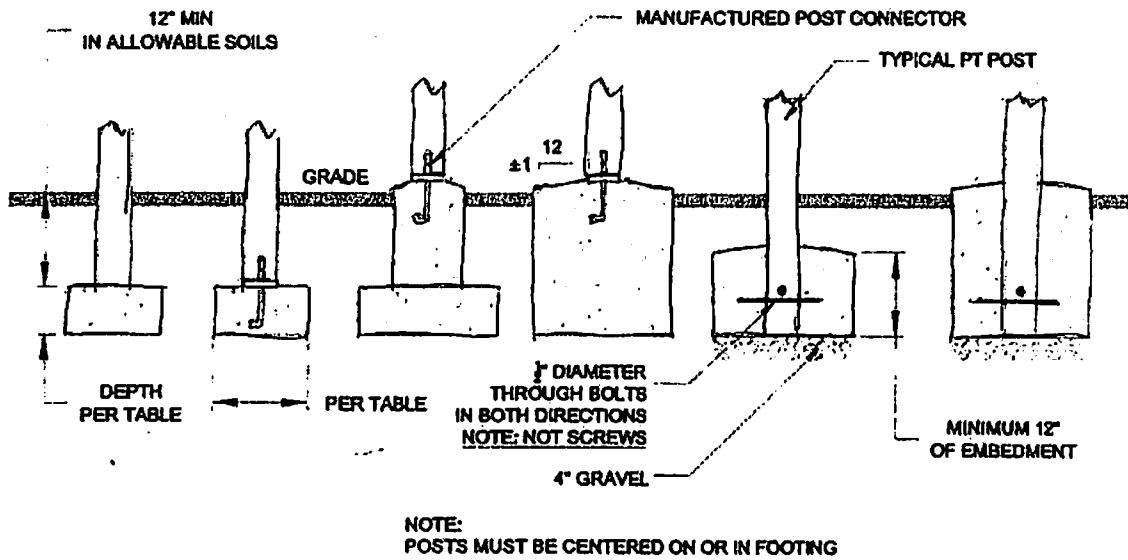
## Acceptable Handrail Details



## Unacceptable Handrails



**507.3.1 Minimum size.** The minimum size of concrete footings shall be in accordance with Table 507.3.1, based on the tributary area and allowable soil-bearing pressure in accordance with Table 401.4.1.



For SI: 1 inch = 25.4 mm.

**FIGURE 507.3**  
**DECK POSTS TO DECK FOOTING CONNECTION**

**Figure R507.7.1**  
**Deck beam to deck post**

